
















17 Die olympischen Ringe II

250 x 120 cm



Das
brauchst
du!

40x	 E	20x	 $\overset{\circ}{+0,25}$ 29 mm (29x10)	20x	 $\overset{\circ}{+1,25}$ 95 mm (29x10)	16x	 $\overset{\circ}{+2,5}$ 177 mm (29x10)
40x	 A	12x	 $\overset{\circ}{+0,5}$ 45 mm (29x10)	16x	 $\overset{\circ}{+1,5}$ 111 mm (29x10)	8x	 $\overset{\circ}{+2,25}$ 161 mm (29x10)
74x	 $\overset{\circ}{+0,75}$ 42 mm (20x10)	20x	 $\overset{\circ}{+0,75}$ 62 mm (29x10)	8x	 $\overset{\circ}{+1,75}$ 128 mm (29x10)	plus Farben zum Färben der Schienen für die farbige Variante (Anleitung dazu findest du unter www.hemrail.com)	
148x	 5 x 15 mm	12x	 $\overset{\circ}{+1}$ 78 mm (29x10)	16x	 $\overset{\circ}{+2}$ 144 mm (29x10)		